

# Carbon Footprint 210gr. Deco Soft (FR).



GREENHOUSE  
GAS PROTOCOL

## Environmental Footprint of Product.

Quality products with a positive impact for people and planet, that is our aim. We are transparent about the environmental performance of our media textiles by taking a life cycle approach.

This document provides an overview of the carbon footprint of the **210gr. Deco Soft (FR)**.

15 / 05 / 2023



## Scope of Study.

<b>Product name</b>	210gr. Deco Soft (FR)
<b>Functional Unit</b>	Printable textile media of 1 m <sup>2</sup>
<b>Boundary</b>	Cradle - to - gate
<b>Impact Indicator</b>	Carbon Footprint   CO <sub>2</sub> eq.

	Type	g / m <sup>2</sup>
<b>Textile</b>	Polyester (PET)	220
<b>Coating</b>	N/A	N/A
<b>Product</b>		220
<b>Packaging</b>	PE, PVC, Kraft liner	26,8
<b>Product + Packaging</b>		247

## Methodology.

A Life Cycle Assessment (LCA) measures the environmental impacts of a product or service. The scope of this study is cradle-to-gate and includes all processes up until the textile is manufactured, packaged.

All material and resource consumption is tracked back to the point of raw material extraction. Processes like printing, downstream distribution, media usage and end-of-life scenarios are not included in the scope of this LCA.

The inventory was established in collaboration with value chain partners to provide primary data where possible, supplemented with industry averages. The carbon footprint was calculated using emission factors from Ecoinvent 3.8



# Carbon Footprint 210gr. Deco Soft (FR).

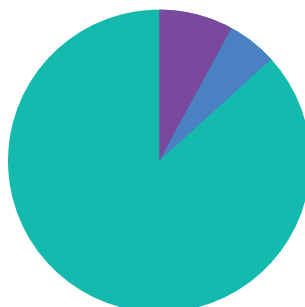





The carbon footprint of our 210gr. Deco Soft (FR) provides an indication of its impact on climate change. Greenhouse gas (GHG) emissions have been identified and calculated for the entire product (100m x 320cm) and brought back to the level of one square meter of fabric. GHG emissions were found in topics such as materials, energy, processing, transportation, direct emissions and waste treatment.

## Total carbon footprint



## Carbon footprint per life cycle stage



-  Material & Pre-processing  
1,92; 91%
-  Production  
0,14; 7%
-  Distribution & Storage  
0,04; 2%

Life Cycle Stage	kg CO <sub>2</sub> / m <sup>2</sup>	Description
<b>Material &amp; Pre-processing</b>	1,92	The Materials & Pre-processing stage includes all impacts that are associated with the acquisition and processing of the raw materials that make up the 210gr. Deco Soft (FR). The impact of 1,92 kg CO <sub>2</sub> / m <sup>2</sup> is mainly determined by the production of PET yarn (98%). Packaging materials are responsible for 1,4% of the impact in this life cycle stage.
<b>Production</b>	0,14	The Production stage includes all impacts related to manufacturing material components into the final product and its packaging. The impact of 0,14 kg CO <sub>2</sub> / m <sup>2</sup> is mainly determined by the gas and electricity used in the textile production (96%), whereas the direct emissions and waste treatment from this process account for only 0,7%. Production of the packaging is responsible for 2,8% of the impact in this life cycle stage.
<b>Transport</b>	0,04	The Distribution & Storage stage includes all impacts that are associated with the transportation and handling of the 210gr. Deco Soft (FR). The impact of 0,04 kg CO <sub>2</sub> / m <sup>2</sup> is mainly determined by shipment of the product and its packaging from China to the Netherlands (99,5%). The impact of electricity used for storage is low (0,3%), also due to the use of solar panels.